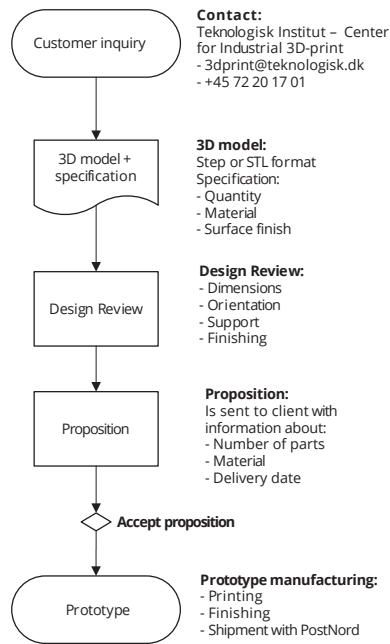
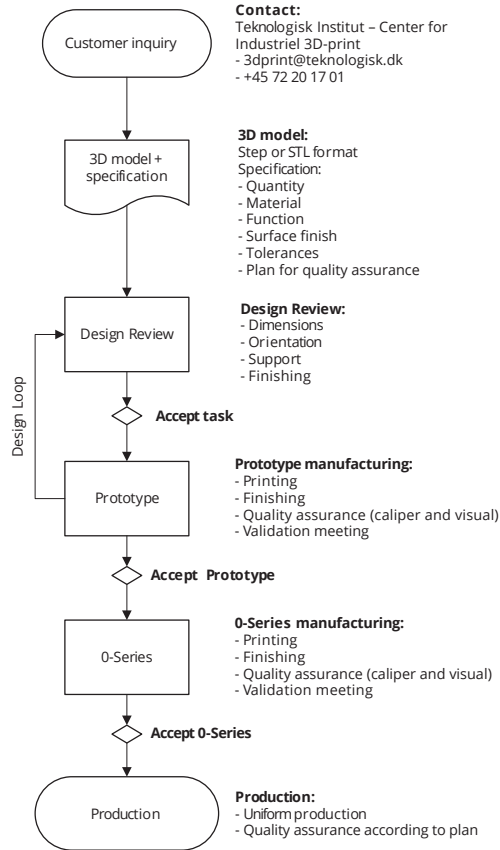


Workflow for 3D printed parts

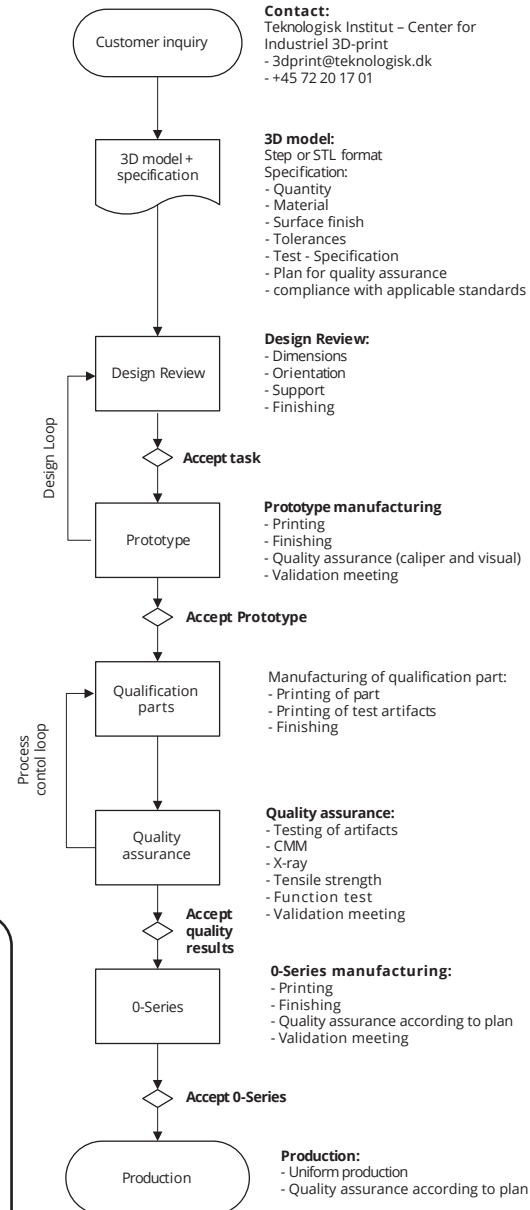
Low - Prototype



Medium - Production



High - Critical item



Low - prototype



Medium - production



High - critical part

The table is indicative of the production of 3D-printed parts. The best result is always achieved through good dialogue between customer and supplier.

Production of 3D-printed parts

What does the process look like when I order a 3D-printed part? First of all, you need to define what the final expectations for the part are:

- Is it a prototype where 3D printing is chosen as the manufacturing method?
- Is it a part that is expected to be produced with 3D printing in the future?
- Is it a critical part that has a critical function and needs to be 3D-printed for production?

