

## How to generate a private and a public key?

Create a folder to store public and private keys on your drive - copy the path of the folder.

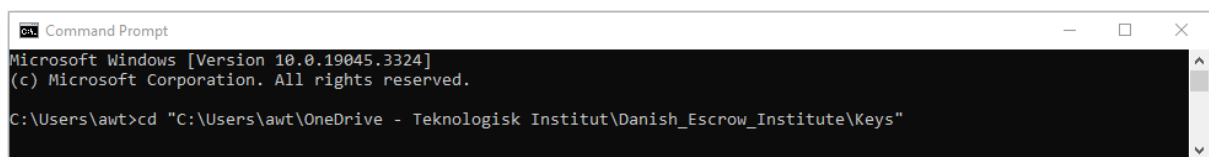
Go to Command Prompt app – choose open:



```
Command Prompt
Microsoft Windows [Version 10.0.19045.3324]
(c) Microsoft Corporation. All rights reserved.

C:\Users\awt>
```

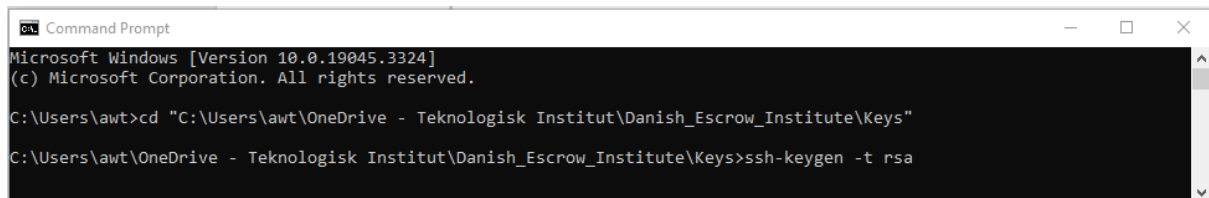
After 'C:\users\xxx write cd space and "insert the path to the folder":



```
Command Prompt
Microsoft Windows [Version 10.0.19045.3324]
(c) Microsoft Corporation. All rights reserved.

C:\Users\awt>cd "C:\Users\awt\OneDrive - Teknologisk Institut\Danish_Escrow_Institute\Keys"
```

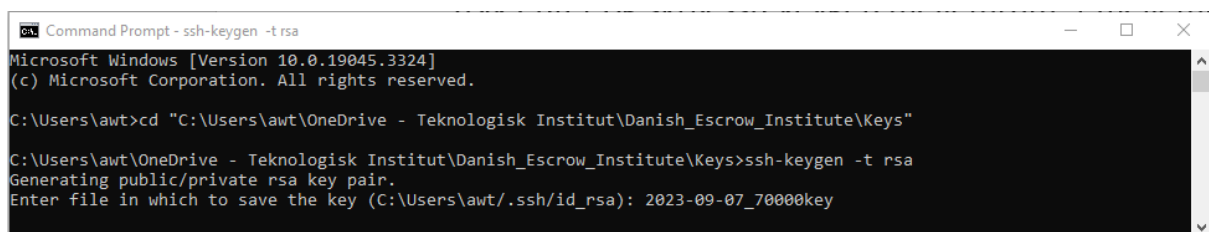
Press enter and write ssh-keygen space -t space rsa:



```
Command Prompt
Microsoft Windows [Version 10.0.19045.3324]
(c) Microsoft Corporation. All rights reserved.

C:\Users\awt>cd "C:\Users\awt\OneDrive - Teknologisk Institut\Danish_Escrow_Institute\Keys"
C:\Users\awt\OneDrive - Teknologisk Institut\Danish_Escrow_Institute\Keys>ssh-keygen -t rsa
```

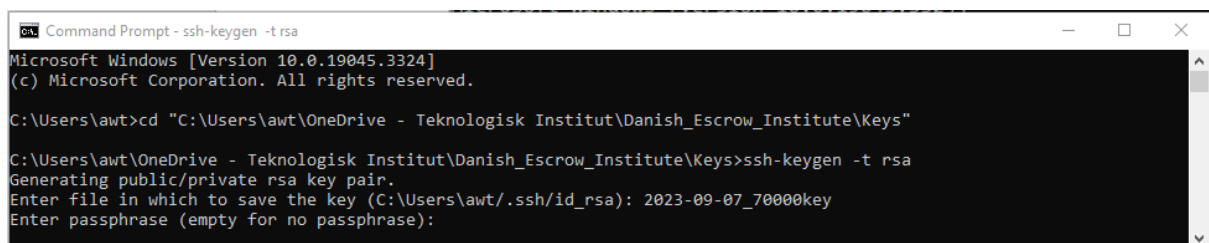
Press enter and name private key – here I will call it '2023-09-07\_70000key':



```
Command Prompt - ssh-keygen -t rsa
Microsoft Windows [Version 10.0.19045.3324]
(c) Microsoft Corporation. All rights reserved.

C:\Users\awt>cd "C:\Users\awt\OneDrive - Teknologisk Institut\Danish_Escrow_Institute\Keys"
C:\Users\awt\OneDrive - Teknologisk Institut\Danish_Escrow_Institute\Keys>ssh-keygen -t rsa
Generating public/private rsa key pair.
Enter file in which to save the key (C:\Users\awt/.ssh/id_rsa): 2023-09-07_70000key
```

Press enter and get the option to enter a password – you can also choose *not* to enter a password:



```
Command Prompt - ssh-keygen -t rsa
Microsoft Windows [Version 10.0.19045.3324]
(c) Microsoft Corporation. All rights reserved.

C:\Users\awt>cd "C:\Users\awt\OneDrive - Teknologisk Institut\Danish_Escrow_Institute\Keys"
C:\Users\awt\OneDrive - Teknologisk Institut\Danish_Escrow_Institute\Keys>ssh-keygen -t rsa
Generating public/private rsa key pair.
Enter file in which to save the key (C:\Users\awt/.ssh/id_rsa): 2023-09-07_70000key
Enter passphrase (empty for no passphrase):
```

Press 2 x enter (if you choose *not* to enter a password)

```
Command Prompt
Microsoft Windows [Version 10.0.19045.3324]
(c) Microsoft Corporation. All rights reserved.

C:\Users\awt>cd "C:\Users\awt\OneDrive - Teknologisk Institut\Danish_Escrow_Institute\Keys"





C:\Users\awt\OneDrive - Teknologisk Institut\Danish_Escrow_Institute\Keys>ssh-keygen -t rsa
Generating public/private rsa key pair.
Enter file in which to save the key (C:\Users\awt\.ssh\id_rsa): 2023-09-07_70000key
Enter passphrase (empty for no passphrase):
Enter same passphrase again:
Your identification has been saved in 2023-09-07_70000key.
Your public key has been saved in 2023-09-07_70000key.pub.
The key fingerprint is:
SHA256:X7C5nWhs3WtQ7BBhhu/NWeQpQQM16iv70xgor1WuJ3o localdom\awt@AWT-GM048T7J
The key's randomart image is:
+---[RSA 3072]-----+
|          +B=          |
|         ooo..        |
|        ... o.o.       |
|       . +o.o.o        |
|      ..S.o..*o        |
|     .o.o.*oo=        |
|    o.oo.B++         |
|   .E.oo+           |
|  o+.o..oo         |
+---[SHA256]-----+

C:\Users\awt\OneDrive - Teknologisk Institut\Danish_Escrow_Institute\Keys>
```

You may close Command Prompt

Your keys will now be available in the specified folder:

Vindfeldt Thorsen > OneDrive - Teknologisk Institut > Danish\_Escrow\_Institute > Keys

Name	Status	Date modified	Type
 2023-09-07_70000key		07-09-2023 13:50	File
 2023-09-07_70000key.pub		07-09-2023 13:50	Microsoft Publish..

**Remember to keep the private key secret and securely stored.**